




Swedish Innovation, Quality & Design



Pure Performance through Granule Technology™

# Granule Smart®



High capacity in a small space

**NOR:DISK**  
CLEAN SOLUTIONS

# Granule Smart®

Granule Smart® incorporates the innovative Granule Technology™ and eliminates the need to pre-wash.



Granule Smart® is a front loaded No Pre-Washing™ pot washer that is small, yet high-performing. Granule Smart is particularly well suited to kitchens that have to make the most of the space available.

Use Granule Smart as a stand-alone model that fits in less than 1 sqm with a smart built-in loading table for the basket, or as a system with multiple baskets and trolleys.



#### Less chemicals

Saves on average 1.7 litres per day, adding up to 500 litres per year.



#### Less water

Saves on average 1,200 litres per day, adding up to 350,000 litres per year.



#### Less energy

Saves on average 45 kWh per day, adding up to 13,700 kWh per year. Add EcoExchanger® to save even more.



#### Less time

Cleans your pots and pans in 2 min. 10 sec\* without pre-washing.



#### High capacity

6 GNI/1 per cycle  
- up to 162 GNI/1 or GNI/2 per hour (max. depth 65 mm).



#### Food safety

All wash programmes comply with the hygiene guidelines of the DIN 10512 standard.



4.0  
READY

#### Future proof

Granule Smart is Industry 4.0 ready, meaning it will be compatible with future features and functions.



#### User-friendly design

Eye-level control panel.  
Large buttons and clear symbols.  
Reminders and messages on the display.  
Built-in loading table for the wash basket.  
Red and green indicator lamps.  
USB port for export of HACCP log files.



#### SIMpel™

QR code with online access to operator training videos, servicing history, and troubleshooting guides.

The savings calculations are based on a sample site preparing 1,000 hot meals per day and 300 operational days per year. The comparison features manual washing in sinks compared to washing in Granule Smart: 50% ECO cycle, 30% Short, and 20% Normal. \*N.B. Optional EcoExchanger will add 80 seconds to the cycle duration.

## Available in four editions

Granule Smart® is available in four editions: *Standard, FreeFlow, HoReCa and HoReCa Freeflow Edition*. Each edition comes with a selected accessories package and can be further customised to your needs by adding one or more smart accessories.



### Granule Smart® Standard Edition

Art no. 24097

Granule Smart Standard Edition is a stand-alone version that works with a round wash basket and lower door hatch that folds out into a built-in loading table. The low height of the pot washer allows it to be located even in small and cramped spaces and it occupies less than 1 m<sup>2</sup> floor space.

The wash basket without bottom grid loads most of the GN range - add a few accessories to load a range of other kitchen utensils.



### Granule Smart® Freeflow Edition

Art no. 24772

Granule Smart FreeFlow Edition maximises flexibility, flow and capacity by operating with two trolleys and an extra wash basket without bottom grid. This setup allows for multitasking and emptying/filling one basket while the other is being washed.

The trolley offers loading options at two levels and can be used to either transport washware or the whole basket. Lockable swivel wheels enable you to safely park the trolley when needed.

Increases speed, flow and flexibility of the whole pot wash area.



### Granule Smart® HoReCa Edition

Art no. 26456

Granule Smart HoReCa Edition has the same stand-alone configuration as the Standard Edition, but with a wash basket with a bottom grid that facilitates loading of cookware with handles as the bottom grid prevents handles from slipping out the bottom of the basket.

The wash basket with bottom grid loads most of the GN range - add more accessories and inserts to load a range of other kitchen utensils.



### Granule Smart® HoReCa Freeflow Edition

Art no. 26544

Granule Smart HoReCa FreeFlow Edition gives you extra capacity by adding flow in the handling of the pot washing. While one basket is washed, the other one can be emptied and filled which maximizes the use of the pot washer.

The setup includes two wash baskets with bottom grid and two trolleys. The trolley height matches the lower door/loading table for docking and easy transfer of wash baskets. Lockable swivel wheels enable you to safely park the trolley when needed.

Foldable hatch is a standard feature on Granule Smart, scan the QR to see how it works.



Check out Granule Smart® Watch our Youtube film to see how efficient and versatile the Granule Smart®-series are.



# Accessories

Granule Smart® Editions can be further customised to fit your unique needs by adding one or more smart accessories and inserts.



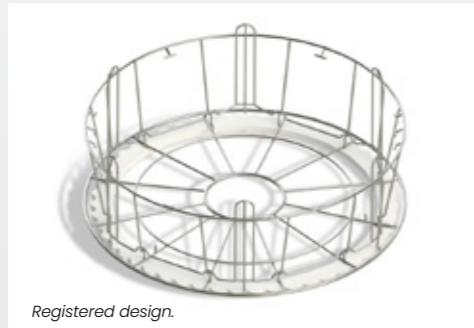
Follow us on YouTube to see how to load and use the different accessories.

## Wash basket without bottom grid

Art no. 26426

Capacity: 6 GN 1/1 65 mm or 3 GN 1/1 up to 200 mm + 3 GN 1/1 up to 65 mm. Equipped with small hooks, which enable up to 12 small containers (1/4, 1/6, 1/9) to be loaded directly into the wash basket.

(1x included in Standard Edition. 2x included in FreeFlow Edition.)



## Wash basket with bottom grid

Art no. 26140

For customers that washes items from the Gastronorm range, but also have a larger mix of other items. The bottom grid prevents handles etc. from slipping through the bottom of the basket.



## Holder for bowls & pots with integrated ladle holder

Art no. 13756

To be placed inside the round wash baskets. Capacity: up to 5-6 bowls or pots. Height of ladles max. 500 mm.



## Insert for trays, grids, lids, cutting boards etc

Art no. 19992

To be placed inside the round wash baskets. Holds 2 GN 2/1 or 6 baking trays 600 x 400 mm up to 20 mm edge and 2 GN 1/1 sized trays, up to 16 grids, up to 8 chopping boards and GN 1/1 lids.



Registered design.



Multiflex holder for saucepans, small bowls, sieves

Art no. 20554

To be placed inside the round wash baskets. Capacity: up to 3-4 saucepans or up to 4-5 small bowls, sieves etc.




Registered design.



Pot basket

Art no. 21423


Holds 2 large pots (200 mm) or 1 large pot (400 mm). Placed in machine instead of Standard wash basket.



Flexible pot holder

Art no. 25188

Rubber strap with two hooks. Rubber strap to be placed around pot and hooked onto the basket.



Holder for storage of accessories

Art no. 6001159

To store inserts and accessories not in use. Can be hung from either side of the machine.



Trolley for wash basket

Art no. 24637

Maximises flexibility and flow and enables an ergonomic way of working.

(2x included in FreeFlow Edition.)



## Always SIMpel™



All Nor:disk solutions are equipped with SIMpel™ – a smart QR code system with a dedicated online platform. Whether you are an end-user or a service technician, SIMpel™ gives you quick and easy access to unique material for your specific product.

The QR code is the gateway between your product and your SIMpel portal. Simply scan the code to be automatically directed to the online portal containing machine-specific documents, troubleshooting guides, error code look-up tables, and how-to videos. As a service technician you will be able to enter the password-protected technician area to log or look up documentation and maintenance history.



## Granule Smart® technical data

### General

Design	Standard Edition / FreeFlow Edition
Outer dimensions (H x W x D)	1,736/2,079 (± 25) x 1,025 x 957/1,317 mm
Loading volume	220 litres (ø 700 mm x H 570 mm)
Weight (filled / empty)	381 kg / 257 kg
Wash tank volume	108 litres
Rinse water volume	4 litres (ECO programme) 6 litres (Short / Normal programme)
	<i>To achieve 3,600 HUE in accordance with NSF/ANSI 3, 6 litres is necessary.</i>
Granule volume	8 litres
Wash water temperature	65 °C
Rinse water temperature	85 °C
Sound pressure level	< 70 dB (A)

### Programmes & capacity

Wash programmes with Granules	ECO: 2 min, 10 sec
	Short: 3 min, 10 sec
	Normal: 5 min, 10 sec
Wash programmes without Granules	ECO: 2 min, 10 sec
	Short: 2 min, 30 sec
	Normal: 4 min, 30 sec
Max / normal capacity per hour (normal capacity incl. handling)	Standard Edition: 162 / 126 GNI/l or similar in other pots FreeFlow Edition: 162 / 144 GNI/l or similar in other pots
Capacity per programme	6 GNI/l or GN 1/2 65 mm depth or 3 GNI/l or GN 1/2 up to 200 mm depth and 3 GNI/l or GN 1/2 up to 65 mm depth, or similar in other pots.

### Electrical connection

Voltage**	3- 400-415 V/50 Hz + PE / 3- 230 V/50 Hz + PE
Fuses (at output 11.5 kW)	25A (400 V, 415 V) / 40A (230 V)
Fuses (at output 16.5 kW)	32A (400 V, 415 V)
Max output (hot fill)	11.5 kW
Max output (cold fill, optional)	16.5 kW
Wash pump motor	2.2 kW
Rinse pump motor	0.11 kW
Heater wash tank*	9 kW at output 11.5 kW (14 kW at output 16.5 kW)
Heater rinse tank*	9 kW at output 11.5 kW (14 kW at output 16.5 kW)
Enclosure rating	IPX5

### Water connection

Hardness/Connection	Total hardness: 3-7 °dH, 5-12 °TH, 53-125 PPM / ¾" BSP male (DN20) <i>Note: Reverse osmosis/distilled water must not be used.</i>
Connection A	11.5 kW unit: 1-6 bar, 15 l/min, 5-65 °C (hot fill) 16.5 kW unit: 1-6 bar, 15 l/min, 5-65 °C (cold fill, optional)
Connection F (optional)	11.5/16.5 kW w. steam reduction (option): 3-6 bar, 15 l/min, < 20 °C 16.5 kW with Eco Exchanger (option): 1-6 bar, 15 l/min, < 20 °C

### Drain & ventilation

Ventilation with steam reduction	200 m³/h
Ventilation without steam reduction	500 m³/h
Ventilation with EcoExchanger®	100 m³/h
Heat emitted to room with steam reduction (total/sensible/latent)	1.7 kW / 0.8 kW / 0.9 kW
Heat emitted to room without steam reduction (total/sensible/latent)	2.4 kW / 0.8 kW / 1.6 kW
Heat emitted to room with EcoExchanger® (total/sensible/latent)	1.3 kW / 0.8 kW / 0.5 kW
Drainage pipe	Pipe ø 32 mm
Drain	Capacity requirement 50 l/min. No drain pump, gravity drain. <i>The machine must not be placed directly over a drain.</i>
Detergent and rinse aid	Required. 230 VAC signal is available from a separate box. Max load total 0.5 A.

### Voltage options

Cannot find your special requirements in the list? Talk to your Nor:disk sales representative or your preferred Certified Nor:disk Sales Partner for more information about customisations.



### Dosing equipment

Liquid detergent and rinse aid dosing dispenser with peristaltic pump and detergent dosing sensor is available as an optional factory fitted add-on.



### Marine option

+ double level sensors in the wash tank  
+ feet that can be bolted to the floor to prevent sliding or tipping  
Talk to your Nor:disk sales representative or preferred Certified Nor:disk Sales Partner about the Marine Option.



### Steam reduction or EcoExchanger®?

With the add-on steam reduction to your Granule Smart® you ensure a more pleasant working environment for staff and lower the ventilation requirements. Adds 70 seconds to Short and Normal wash cycle duration.

*EcoExchanger®* is an optional add-on that cleverly combines steam reduction and heat recovery in one. Improves the working environment and saves up to 40% of the energy needed for heating the rinse tank. Adds 80 seconds to wash cycle duration.

Talk to your Nor:disk sales representative or your preferred Certified Nor:disk Sales Partner for more information.



\* Never operate simultaneously.

\*\* For all available voltage options, please turn to your sales representative or consult a valid pricelist.

Granule Smart® is supplied with a 2-metre-long power cable (without plug) for connection to an approved mains switch. The mains switch is not included in the delivery.

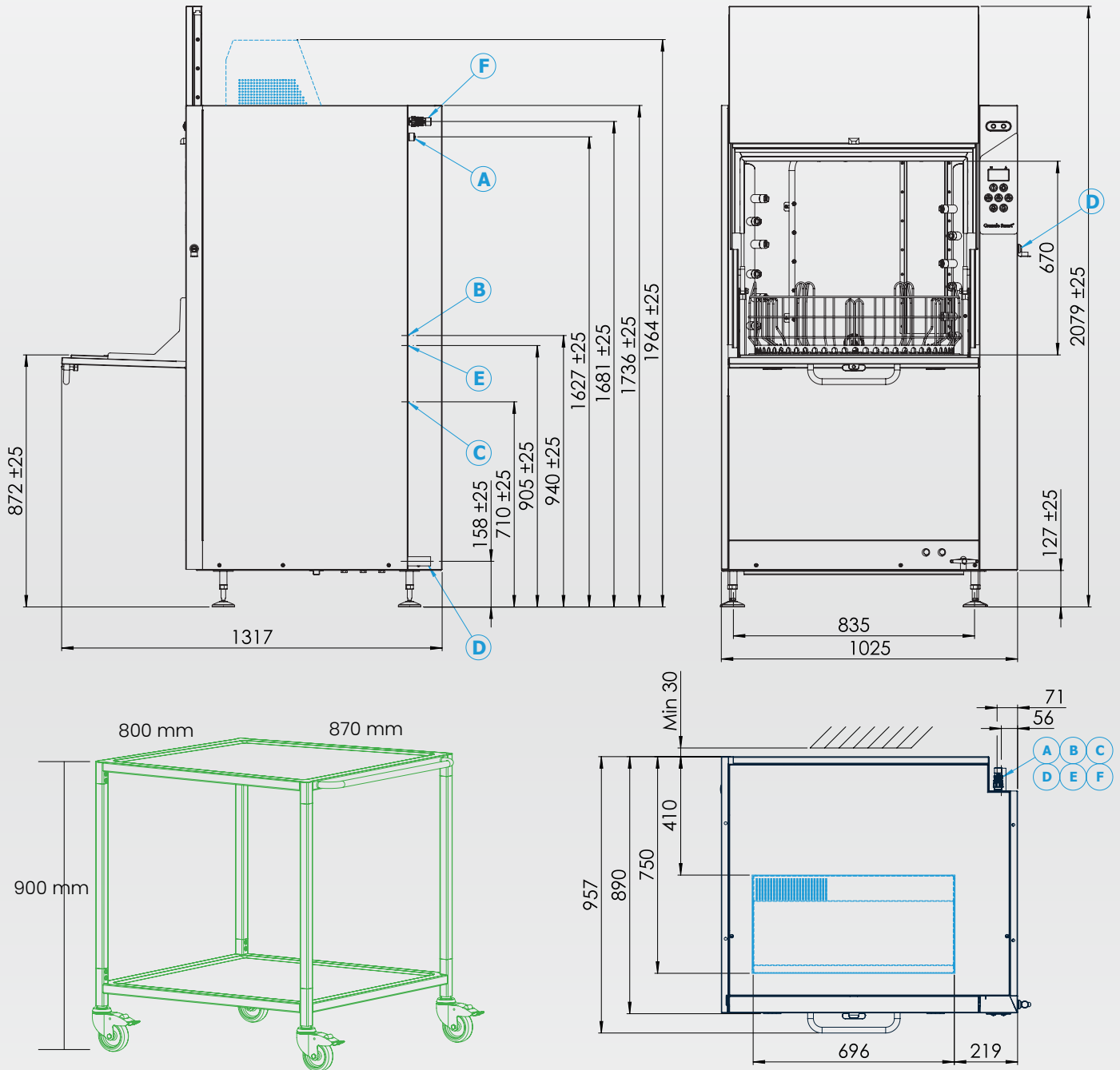


# Granule Smart® installation

(A/F) Water inlet. (B/E) Detergent/drying agent connection. (C) Electrical connection. (D) Drain. (G) USB port.

See previous page for details.

(mm)



..... EcoExchanger® (optional add-on)  
 — Wash Basket Trolley x 2 (valid for FreeFlow Edition only)

© Nordisk 2024.09 SMART-EN. We reserve the right to correct any printing errors. We reserve the right to change designs, specifications and equipment.